

WiFi-Enabled Raspberry Pi Controller



PiZ Cape_2P

Two WS281x Output
Two Power-Injection Output
Vin 7V-36V



Pi Cape_6P

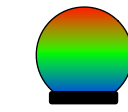
Six WS281x Output
Vin 7V-36V



Pi Cape_6I


Six WS281x Output (RJ45)
Vin 4.5V-13V
Vout 5V (on-board DC/DC converter)

Constant-Current LED Drivers




10W RGB
LED

WS281x Data-Signal In/Out
Fixed at 0.33A (per RGB)
Vin 12V



General RGB
LED

WS281x Data-Signal In/Out
Adjustable xxA-1.47A (per RGB)
Vin 12V-35V



Dimmable
LED

Manually Dimmable
Max set to 0.46A, 0.91A or 1.43A (1ch)
Vin 12V-35V