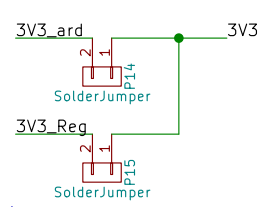
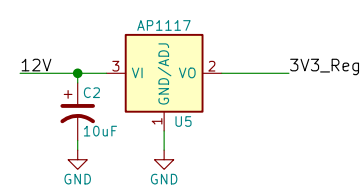
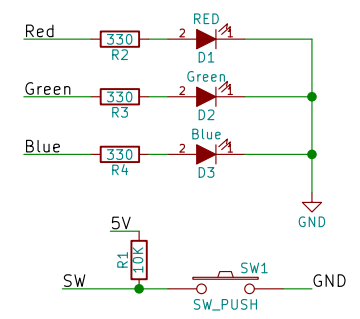
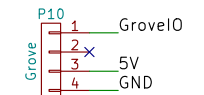
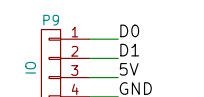
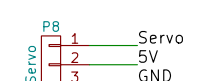
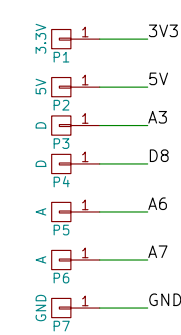


Note:
 Pin Functions
 Digital
 0: IO header
 1: IO header
 2: tactile sw
 3: left motor 1
 4: line sensor left
 5: left motor 2
 6: right motor 1
 7: line sensor right
 8: bbc IO
 9: right motor 2
 10: servo
 11: tx esp
 12: rx esp
 13: Grove io

Analog
 0: Blue
 1: green
 2: red
 3: bbc IO
 4: SDA
 5: SCL
 6: bbc analog ip only
 7: bbc analog ip only



Note:
 3V3 from nano will not be able to supply enough current to run esp, and will result in resets.
 Added a 1117 regulator to get 3v3 from 12v.
 Solder jumper gives you options to select the 3v3 source.
 SOLDER ONLY ONE JUMPER.

| | | |
|---------------------------------|-------|---------|
| Sheet: / | | |
| File: EasyLab4Kids.sch | | |
| Title: | | |
| Size: A4 | Date: | Rev: |
| KiCad E.D.A. kicad 4.0.3-stable | | Id: 1/1 |