


NWTS Bill of materials




Package contents



Make sure that all components are included.

Please note that due to different suppliers, the components you receive might not be 100% the same. They are however fully tested and should work as the components depicted in the pictures.

Your package should contain the following material:

Name	Type	Value	Codes	Qty
PCB1	PCB board	-		1
BU1	3.5mm jack	-		1
C1, C2	Ceramic capacitor	1 μ F	105	2
C3, C5	Electrolytic capacitor	100 μ F		2
C4	Polymer capacitor	560 μ F		1
D1	Diode	1N4148		1
D2	LED	Green		1
J1, J2, J3	Male 2.54mm pin header	-		6
JC1, JC2, JC3	Jumper cap	-		3
R1	1/4W resistor	1K Ω		1
R2, R3, R4	1/4W resistor	3.3K Ω		3
R5	1/4W resistor	82K Ω		1
SW1	4 pin 6mm switch	-		1
T1	MOSFET	2N7000		1
U1	8 (4x2) Pin block header	-		1
U2	Voltage Regulator	MCP1700-3302E/TO		1
IC1	ESP8266 ESP-01			1
Card 1	License card			1

The kit also comes with a short male-2-male cable to connect the kit to the clock.



If you also order with a case, your package should contain the following material:

- Laser cut and engraved 1.5mm glossy (black or transparent) acrylic box panels (top, bottom and sides)
- 4 M2x3mm+3mm brass threaded spacers (stubs)
- 4 M2x15mm brass threaded spacers (pillars)
- 4 black hex M2x4mm screws (for the case's top cover)
- 4 black hex M2x3mm screws (for the case's bottom cover)

