

Ratatak Visual Bill of Materials

Resistors:

47Ω - R1, R2



200Ω - R4 (GREEN LED ONLY)



560Ω - R3



1K - R4 (RED LED ONLY), R5



1.5K - R6



10K - R7



100K - R8, R9



1M - R10, R11, R12, R13



TOTAL: 13

Diodes:

5mm LED - D1, D2

(RED = 1N34A, GREEN = Germanium)



1N34A - D3, D4: Modern 1N34A OR NOS Germanium Diode



1N4148 - D5, D6, D7, D8



TOTAL: 8

Capacitors:

30pF Ceramic - C1



100pF Ceramic - C2



1nF Ceramic - C3



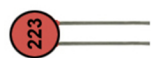
2.2nF Ceramic - C4



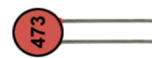
3.3nF Ceramic - C5




22nF Ceramic - C6




47nF Ceramic - C7



1μF Electrolytic - C8



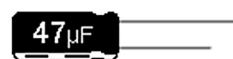
2.2μF Electrolytic - C9



4.7μF Electrolytic - C10, C11



47μF Electrolytic - C12



100μF Electrolytic - C13



TOTAL: 13

Integrated Circuits:

8-Pin DIP Socket - U1




LM308 - U1




Transistors/Voltage Regulators:

2N5458 - Q1



Potentiometers:


A100K 9mm Vertical Pot - POT1, POT2



B100K 9mm Vertical Pot - POT3



B1K 9mm Vertical Pot - POT4



Switches:


3PDT Stomp Switch
SW1 (Pedal stomp switch chiclet)



DPDT On/On Sub Mini - SW1




SPDT On/On Sub Mini - SW2



Jacks / Conectors:

9V Battery Clip - 9v Battery



DC Jack - J1 (Pedal power chiclet)



3-Pin Right Angle Header - P1
(J2 on Pedal power chiclet)




9-Pin Header - J1
(Pedal stomp switch chiclet)



Ratatak Visual Bill of Materials

Jacks / Conectors (cont.):


1/4" Stereo Jack - J3



#6-32 x 3/8" Button Head Black Screw




1/4" Mono Jack - J4



125B Aluminum Case



9-Pin Socket - P2




TOTAL: 8

Other:
PCBs

Davies Clone 1900H White Knob



TOTAL: 13



Faceplate

