

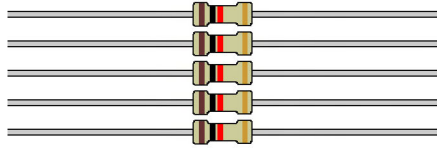
MEAN SCREAMER CLONE PCB MOUNT BILL OF MATERIALS / PARTS LIST

RESISTORS

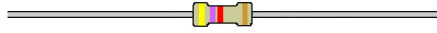
220 ohm - R9



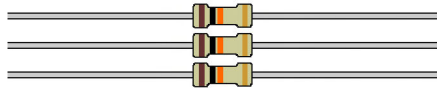
1k ohm - R1, R2, R10, R11, R18



4.7k ohm - R6



10k ohm - R4, R16, R17



47k ohm - R7



470k ohm - R5



510k ohm - R3



1M ohm - R12



total - 14

CAPACITORS

51pF Ceramic - C4



18nF Ceramic - C1



47nF Ceramic - C2, C3



220nF Ceramic - C5, C12



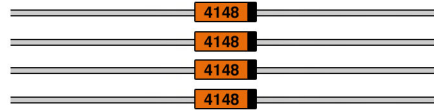
1uF Ceramic - C7



total - 10

DIODES

1N4148 - D1, D2, D3, D4




5mm Red LED - LED1 LED Bezel



total - 5

TRANSISTOR

2N3904 - Q1



INTEGRATED CIRCUITS

8-pin Socket - U1



4558D OpAmp - U1



total - 2

POTENTIOMETERS

20kΩ - R20



KNOB



100kΩ - R21



500kΩ - R19



total - 3


3 Pin Machined Pin Headers



total - 3

SWITCHES

SPDT On-On - SW2, SW3




3PDT Stomp Switch - SW1



JACKS / CONNECTORS

1/4" PCB Mono - J3



PCB

1/4" PCB Stereo - J2



Drilled Enclosure (optional)

47uF Electrolytic - C10, C11



220nF Tantalum - C6



2.1mm PCB DC JACK - J1



9V Battery Clip

