


# Synthrotek Sequence 8 Visual Bill of Materials / Parts List

## Resistors

1kΩ - 1/4W - R1, R2, R3, R4, R5, R6, R7, R8, R12, R17, R18, R19, R20, R22



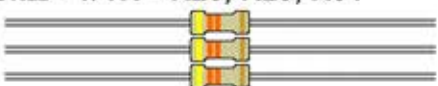
2kΩ - 1/4W - R21



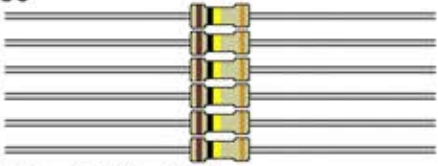
10kΩ - 1/4W - R14, R15



43kΩ - 1/4W - R25, R28, R31



100kΩ - 1/4W - R10, R11, R13, R24, R27, R30



1MΩ - 1/4W - R16



Total: 27

## Capacitors

100nF Ceramic - C2, C3, C5, C6, C7, C8, C9, C10, C12, C13, C14



220nF Ceramic - Bridge IC4, pins 4&11




10uF Electrolytic - C1, C4, C11, C15



Total: 16

## Diodes

1N4148 - D9, D10, D11, D12, D13, D14, D15, D16, D18, D19, D20, D21, D23, D24



## Diodes (cont.)

9.1V Zener Diode - D22



3mm Red LED - D1, D2, D3, D4, D5, D6, D7, D8



Total: 23


## Voltage Regulator

LM78L05 - U1




## Integrated Circuits


TLV274



LM324



CD4017



CD4093



CD4093



CD4093



## Sockets

14 pin - IC2, IC3, IC4, IC5, IC6



16 pin - IC1



total: 12

## Potentiometers

B10k 9mm Vertical - POT1, POT2, POT3, POT4, POT5, POT6, POT7, POT8, CV\_LIM1, CV\_LIM2, CV\_LIM3, RATE\_F



B500k 9mm Vertical - RAND\_RATE, RATE\_C



Total: 14

## Switches

SPDT (ON/ON) Mini - HOLD\_HARD, CLOCK\_SW, RAND, ON-OFF\*



SPST Momentary - HOLD\_MO, RST, STEP



## Jacks

3.5mm Vertical Mount Jack - CLOCK\_IN, CLOCK\_OUT, CV1, CV2, CV3, RESET, RST1, RST2, RST3, RST4, RST5, RST6, RST7, RST8



Total: 14

## Power Connector(s)

2.1mm Right Angle 16 pin Shrouded DC Jack (optional) Header (optional)



4 pin Frac Connector (optional)



Battery Clip (optional)



20 pin Male and Female Headers



## Knobs



## Power Cable, Screws, PCB and Panel Set

