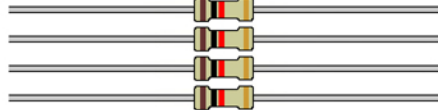


# MST VC LFO Visual Bill of Materials / Parts List

## Resistors

1kΩ - R15, R18, R23, R25



2kΩ - R1



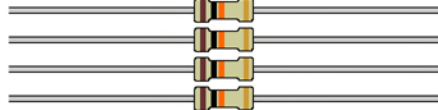
2.2kΩ - R16



4.7kΩ - R17, R24



10kΩ - R2, R8, R13, R21



11kΩ - R19



20kΩ - R5



39kΩ - R7, R10



100kΩ - R3, R11



120kΩ - R6, R14



200kΩ - R22



270kΩ - R4



680kΩ - R12



2MΩ - R20



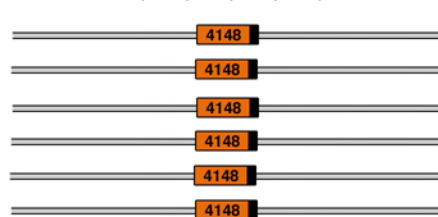
4.7MΩ - R9



Totals - 25

## Diodes

1N4148 - D1, D2, D3, D4, D5, D6



3mm Green LED - LED2



3mm Red LED - LED1



Total - 8

## Capacitors

100pF Ceramic - C1



10nF Ceramic - C2



100nF Ceramic - C3, C6



10uF Electrolytic - C4, C5



Total - 6

## Transistors

2N3904 - Q1, Q4, Q5



2N3906 - Q2, Q3



Total - 5

## Integrated Circuits

16 Pin Socket - U2



14 Pin Socket - U1



LM13700 - U2



TL074 - U1



## Potentiometers

B100kΩ Side Mount - VR1, VR3



B500kΩ Side Mount - VR2



## Jacks / Connectors

16 Pin Shrouded Header - J5



3.5mm Side Mount Mono Jack - J1, J2, J3, J4



2.5mm Screws



3mm Screws



Black Knobs



16 Pin Power Cable



PCB and Panel

