

Erica Synths MIDI-CV II Bill of Materials

Please note: This BOM may differ slightly from the Erica Synths BOM or schematic on Github. We have made a few small improvements on some circuits. Where there is a discrepancy, please use this BOM.

Assembly guide can be found here: github.com/erica-synths/diy-eurorack

Page 1 of 4

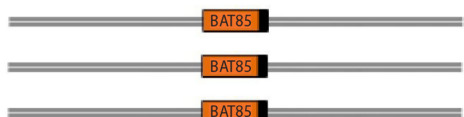
CONTROL BOARD

DIODES

1N4148: VD2



BAT85: VD9-VD11



1N4001 : VD1, VD3



Total: 6

RESISTORS (1/4 Watt, 1%)

220Ω: R1



1k: R7*, R8*, R9-R12



Total: 7

*Stand-Up Resistor

INDUCTORS

Ferrite Bead: L2, L3



Total: 2

CAPACITORS

47μF Electrolytic: C4, C5



10nF Ceramic: C12



0.1μF Ceramic: C6, C7



Total: 5

CONNECTORS

2x5 Header: XP1



1x6 Pin Socket: XS9-XS12



Total: 5

POTENTIOMETERS

B100k Vertical Dual Gang: R15



Total: 1

Erica Synths MIDI-CV II Bill of Materials

CONTROL BOARD

JACKS

3.5mm Mono Jacks: XS3-XS8



Total: 6

DIODES

3mm Red LED: VD4, VD14



3mm Yellow LED: VD12, VD13



Total: 4 **NOTE: LONG LEG OF LED GOES IN SQUARE HOLE.**

SWITCHES

9.4mm Tact Switch: SW1



SPDT Sub-Mini ON-ON: SW2



Total: 2

LOGIC BOARD

DIODES

BAT85: VD6-VD8



1N4001 or 1N4002: VD5



Total: 4

INDUCTORS

Ferrite Bead: L1, L4



Total: 2

CRYSTALS

16MHZ: ZQ1



Total: 1

INTEGRATED CIRCUITS & SOCKETS

8 Pin Dip Socket:



6N137: DA3 MCP4822: DA4 MCP4821: DA5



Erica Synths MIDI-CV II Bill of Materials

LOGIC BOARD

INTEGRATED CIRCUITS & SOCKETS


14 Pin Dip Socket: DA1



TL074



28 Pin Dip Socket: DD1




ATMEGA328



Total: 10

RESISTORS (1/4 Watt, 1%)- All Stand-Up


1k: R5, R13, R14, R16, R23-25



4.7k: R2-R4



10k: R17, R18, R20-R22



47k: R19



100k: R6



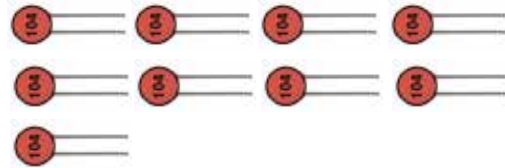
Total: 17

CAPACITORS

22pF Ceramic: C10, C11, C20-C22



0.1µF Ceramic: C1-C3, C8, C9, C13, C16, C17, C23



2.2µF Ceramic: C18, C19



10µF 25V Electrolytic: C15




47µF 35V Electrolytic: C14



Total: 18

VOLTAGE REGULATORS

78L05: DA2



Total: 1

Erica Synths MIDI-CV II Bill of Materials

LOGIC BOARD

CONNECTORS

1x6 Header: XP2-XP5



2 Pin Header and Jumper:



Total: 6

HARDWARE

2.5mm Screws:



3mm Screws:



11mm Standoff:



3mm Slide Nuts:



Total: 11

OTHER

KNOBS

19mm Small Black Knob:



Total: 1

POWER CABLES

10 to 16 Pin Power Cable:



Total: 1

JACKS

MIDI Jack:



Total: 1

PCB & PANEL



Total: 3

WIRE

6in 26AWG Wire:



Total: 1