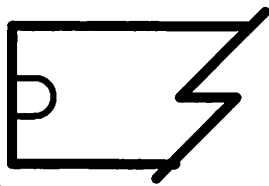


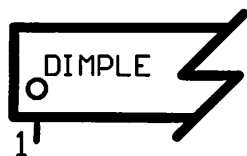
****ALL POLARIZED****

4Q U1-U4 = 754410

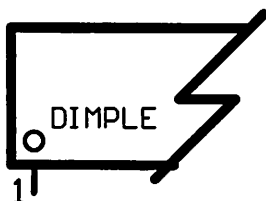


(PUT IN SOCKET)

1Q U5 = 74LS00



1Q U6 = MCP23017



2Q C1,C2 = 10UF/50V
(NON POLAR)

10Q C3-C12 = .1UF/50V

1Q C13 22UF/20V TANT
****NOTE POLARIZED****



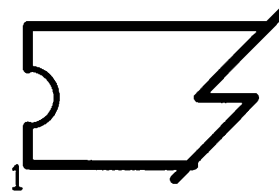
1Q R1 10K

1Q RP1 RES PK 4.7K 6PIN
****NOTE POLARIZED****



4Q S1-S4 SOCKET 16-PIN

****NOTE POLARIZED****



2Q TB1, TB3=10PIN TERM BLK

WATCH DIRECTION

1Q TB2 = 4-PIN TERM BLK

WATCH DIRECTION

1Q JP1 5-PIN DUAL 2MM

1Q JP2 6-PIN DUAL 2MM

6Q SH1-SH6 = 2MM SHUNT

1Q EKT1016 PCB

1Q LENGTH OF LEAD FREE SOLDER

FOR UNO:

2Q J1, J4=STACK CONN 6-PIN

2Q J2, J3=STACK CONN 8-PIN

FOR R-3 (LEONARDO):

1Q J1=STACK CONN 6-PIN

2Q J3, J4=STACK CONN 8-PIN

1Q J2= STACK CONN 10-PIN

*** SEE P2 OF SCHEMATIC
FOR J1-J4 INSTALLATION ***

LEGEND KEY

QUANTITY PART # = DESCRIPTION

*** COMMENT ***

KIT PART PULL

SIZE A REV B

DATE: 10/21/13